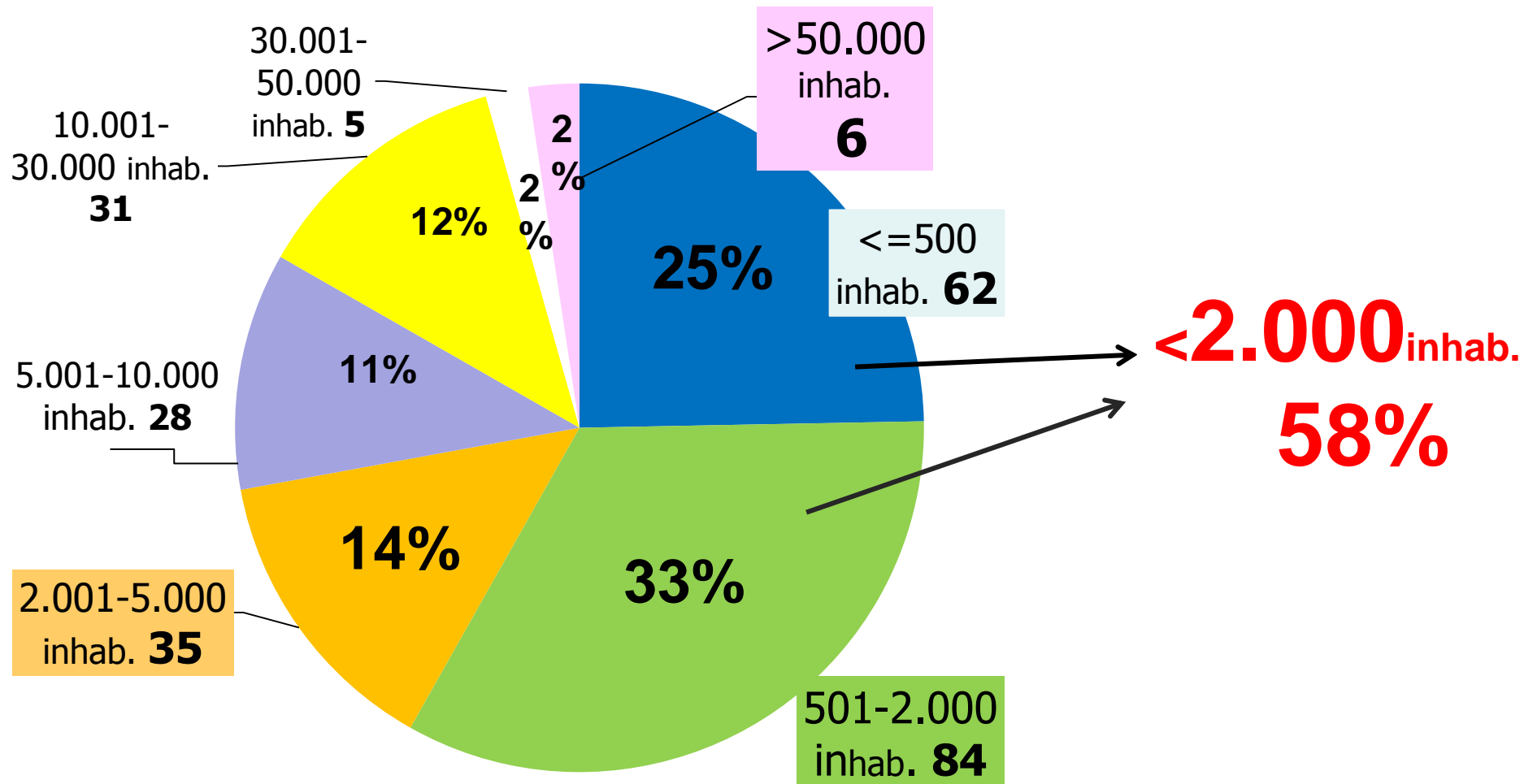


# NETWORK OF BASQUE MUNICIPALITIES FOR TRANSPARENCY

*Progressing together to a new local government model*

# Basque Municipalities – Population Size



# BENEFITS

## TRANSPARENCY = OPPORTUNITY

- **INWARDS:** Stimulus to improve



Improving internal management-organisation  
*Quality and efficiency*

- **OUTWARDS:** Confidence and legitimacy



Greater grassroots involvement

**Local democracy - citizen interaction** *Strengthening local governments*

*"Transparency  
has to remain  
to stay"*



# Core areas of action

- **COOPERATION BETWEEN INSTITUTIONS**
- **COLLABORATION BETWEEN MUNICIPALITIES**



# Setting up of the Network

- **30 local councils and 1 Commonwealth of services** (supramunicipal association) **57% of the population of the Basque Country**
- **Heterogeneity** regarding experience in transparency and the different population sizes
- **Dual representation:** Politics and technical
- **The same commitment:** cooperating to progress together towards transparency



## ALAVA:

Amurrio  
Laguardia  
Vitoria-Gasteiz

## BIZKAIA:

Abanto-Zierbena  
Alonsotegi  
Arrigorriaga  
Balmaseda  
Barakaldo  
Basauri  
Bermeo  
Bilbao  
Derio  
Elorrio  
Ermua  
Etxebarri

## GIPUZKOA:

Galdakao  
Getxo  
Güeñes  
Leioa  
Mungia  
Portugalete  
Santurtzi  
Ugao-Miraballes  
Zalla  
Zamudio  
Txorierri Supramunicipal Association

# NETWORK GOALS

**1**

**OWN STRATEGY** of Basque municipalities regarding Transparency

**2**

**METHODOLOGY AND ADVICE:** useful materials and tools, political-technical skills building


**3**

**NETWORKING** (Collaborative progress). Awareness raising and encouraging other municipalities to start to work on Transparency


**4**

**BENCHMARK** in municipal Transparency. External dissemination of the work of the Network (symposiums, seminars, publications...)

# Methodology and tools



**ROADMAP**  
Strategy



**SCORECARD**  
Management



**BEST PRACTICES**  
References-Experiences



# List of standard templates (models)

☐ **Information on elected representatives and temporary staff**

☐ **Municipal staff and organisation**

☐ **Economic-financial information**

Budget-Debt

Economic-financial ratios:

Tax revenue per inhabitant

Municipal spending /Investment per inhabitant

Surplus/Deficit per inhabitant

Fiscal autonomy

Average payment/collection period

Infrastructure investment per inhabitant

☐ **Municipal procurement**

List of the contacts entered into

Amendments to the contracts entered into..

☐ **Municipal Grants and Subsidies**

☐ **Agreements signed**





# NEXT TRANSPARENCY CHALLENGES

## Information - awareness-raising

### ■ Active Advertising

- Publishing and make information accessible to the general public on transparency portals and websites

### ■ Right of Access to Public Information

- Legal implications (**Personal Data Protection**)
- Management, operational implications



**Thank you**

**Network of Basque Local Councils for Transparency**

[www.eudel.net/transparencia](http://www.eudel.net/transparencia)

[udaltransparencia@eudel.net](mailto:udaltransparencia@eudel.net)

